

List of selected projects

Creative Europe - Media



Call for proposals: EACEA-06-2019 Bridging culture and audiovisual content through digital

Selection year: 2019 Application deadline: 20 Jun 2019

| N° | Reference number | Country | Applicant organisation | Project title | Maximum EU grant € | % co-funding |
|----|------------------|---------|--|--|--------------------|--------------|
| 1 | 614684 | AT | IMZ INTERNATIONALES MUSIK&MEDIENZENTRUM WIEN - IMZ INTERNATIONAL MUSIC&MEDIA CENTRE VEREIN | Digital Cross Over | 192,000.00 | 60% |
| 2 | 614691 | FR | GEDEON PROGRAMMES SA | Offre immersive d'exposition et d'expérience VR | 175,000.00 | 21% |
| 3 | 614692 | DE | INVR.SPACE GMBH | THE LINK | 175,000.00 | 60% |
| 4 | 614698 | NL | TICKETING GROUP BV | Actionable Data: Venue Insights for Cultural Empowerment | 258,550.00 | 50% |
| 5 | 614719 | PT | UNIVERSIDADE DO MINHO | HERITAGE WITHIN | 244,106.44 | 60% |
| 6 | 614722 | IT | FONDAZIONE BELVEDERE-GSCHWENT | The Rude Awakening – a multimedia journey in the footsteps of frontline soldiers' everyday life. | 204,000.00 | 56% |
| 7 | 614729 | BE | DE VLAAMSE RADIO EN TELEVISIEOMROEPORGANISATIE NV | Real Heroes | 240,213.00 | 60% |
| 8 | 614735 | EL | ATLANTIS SYMVOULEFTIKI ANONYMI ETAIREIA ATLANTIS CONSULTING SA | CULTURE UNDERWATER. TIME CAPSULES AT THE BOTTOM OF THE SEA | 213,986.00 | 60% |

List of selected projects

Creative Europe - Media



Call for proposals: EACEA-06-2019 Bridging culture and audiovisual content through digital
Selection year: 2019 Application deadline: 20 Jun 2019

| N° | Project Number | Applicant Country | Applicant | Application Title | Partners** | Partner country | Maximum Grant Awarded | % Maximum co-funding |
|----|----------------|-------------------|---|---|-----------------------------------|-----------------|-----------------------|----------------------|
| 1 | 614684 | AT | IMZ INTERNATIONALES MUSIK&MEDIENZE NTRUM WIEN - IMZ INTERNATIONAL MUSIC&MEDIA CENTRE VEREIN | Digital Cross Over | ARS ELECTRONICA LINZ GMBH & CO KG | AT | 192,000.00 | 60% |
| | | | | | CENTRICA SRL | IT | | |
| | | | | | FRANKFURTER BUCHMESSE GMBH | DE | | |
| | | | | | IZNEO | FR | | |
| 2 | 614691 | FR | GEDEON PROGRAMMES SA | Offre immersive d'exposition et d'expérience VR | PARCO ARCHEOLOGICO DI POMPEI | IT | 175,000.00 | 21% |
| | | | | | THE FRIDGE | BE | | |

List of selected projects

Creative Europe - Media



Call for proposals: EACEA-06-2019 Bridging culture and audiovisual content through digital

Selection year: 2019

| N° | Project Number | Applicant Country | Applicant | Application Title | Partners** | Partner country | Maximum Grant Awarded | % Maximum co-funding |
|----|----------------|-------------------|-----------------------|--|---|-----------------|-----------------------|----------------------|
| 3 | 614692 | DE | INVR.SPACE GMBH | THE LINK | 6 TH SENSE VR | FR | 175,000.00 | 60% |
| | | | | | COW PROD SAS | FR | | |
| | | | | | ETABLISSEMENT PUBLIC PARIS MUSÉES | FR | | |
| | | | | | SONICVILLE 360 | BE | | |
| 4 | 614698 | NL | TICKETING GROUP BV | Actionable Data: Venue Insights for Cultural Empowerment | AKA AGENCY | BE | 258,550.00 | 50% |
| | | | | | TWISTER RESEARCH GMBH | DE | | |
| 5 | 614719 | PT | UNIVERSIDADE DO MINHO | HERITAGE WITHIN | AGENCIA ESTATAL CONSEJO SUPERIOR DE INVESTIGACIONES CIENTIFICAS | ES | 244,106.44 | 60% |
| | | | | | CONSIGLIO NAZIONALE DELLE RICERCHE | IT | | |
| | | | | | UNIVERSIDAD POLITECNICA DE MADRID | ES | | |

List of selected projects

Creative Europe - Media



Call for proposals: EACEA-06-2019 Bridging culture and audiovisual content through digital
Selection year: 2019

| N° | Project Number | Applicant Country | Applicant | Application Title | Partners** | Partner country | Maximum Grant Awarded | % Maximum co-funding |
|----|----------------|-------------------|-------------------------------|--|---|-----------------|-----------------------|----------------------|
| 6 | 614722 | IT | FONDAZIONE BELVEDERE-GSCHWENT | The Rude Awakening – a multimedia journey in the footsteps of frontline soldiers' everyday life. | ASSOCIATION DES AGENCES DE LA DEMOCRATIE LOCALE | FR | 204,000.00 | 56% |
| | | | | | CENTOUNOPERCENTO SRL | IT | | |
| | | | | | COMUNE DI LAVARONE | IT | | |
| | | | | | DANUBE CONNECTS | DE | | |
| | | | | | GORNJESAVSKI MUZEJ JESENICE | SI | | |
| | | | | | MACEDONIAN CENTRE FOR PHOTOGRAPHY | MK | | |
| | | | | | MÉMOIRE POUR LA VIE | FR | | |
| | | | | | THE WORLD OF NGOS - INFORMATION UNDKOORDINATION FUR STIFTUNGEN, NICHT-REGIERUNGS- UND NON-PROFIT-ORGANISATIONEN IN OSTERREICH | AT | | |

List of selected projects

Creative Europe - Media



Call for proposals: **EACEA-06-2019 Bridging culture and audiovisual content through digital**
 Selection year: **2019**

| N° | Project Number | Applicant Country | Applicant | Application Title | Partners** | Partner country | Maximum Grant Awarded | % Maximum co-funding |
|----|----------------|-------------------|--|--|--|-----------------|-----------------------|----------------------|
| 7 | 614729 | BE | DE VLAAMSE RADIO EN TELEVISIEOMROEP ORGANISATIE NV | Real Heroes | BUFF FILMFESTIVAL | SE | 240,213.00 | 60% |
| | | | | | DJECA SUSRECU UMJETNOST | HR | | |
| | | | | | JEF | BE | | |
| | | | | | UDRUZENJE ZA DIGITALIZACIJU I INFORMATIZACIJU KULTURNE BASTINE DIGI.BA | BA | | |
| | | | | | WE MAKE VR BV | NL | | |
| 8 | 614735 | EL | ATLANTIS SYMVOULEFTIKI ANONYMI ETAIREIA ATLANTIS CONSULTING SA | CULTURE UNDERWATER. TIME CAPSULES AT THE BOTTOM OF THE SEA | 3D RESEARCH SRL | IT | 213,986.00 | 60% |
| | | | | | SAVVY CONTEMPORARY EV | DE | | |
| | | | | | UNIVERSITETET I OSLO | NO | | |

Call for proposals EACEA/06/2019

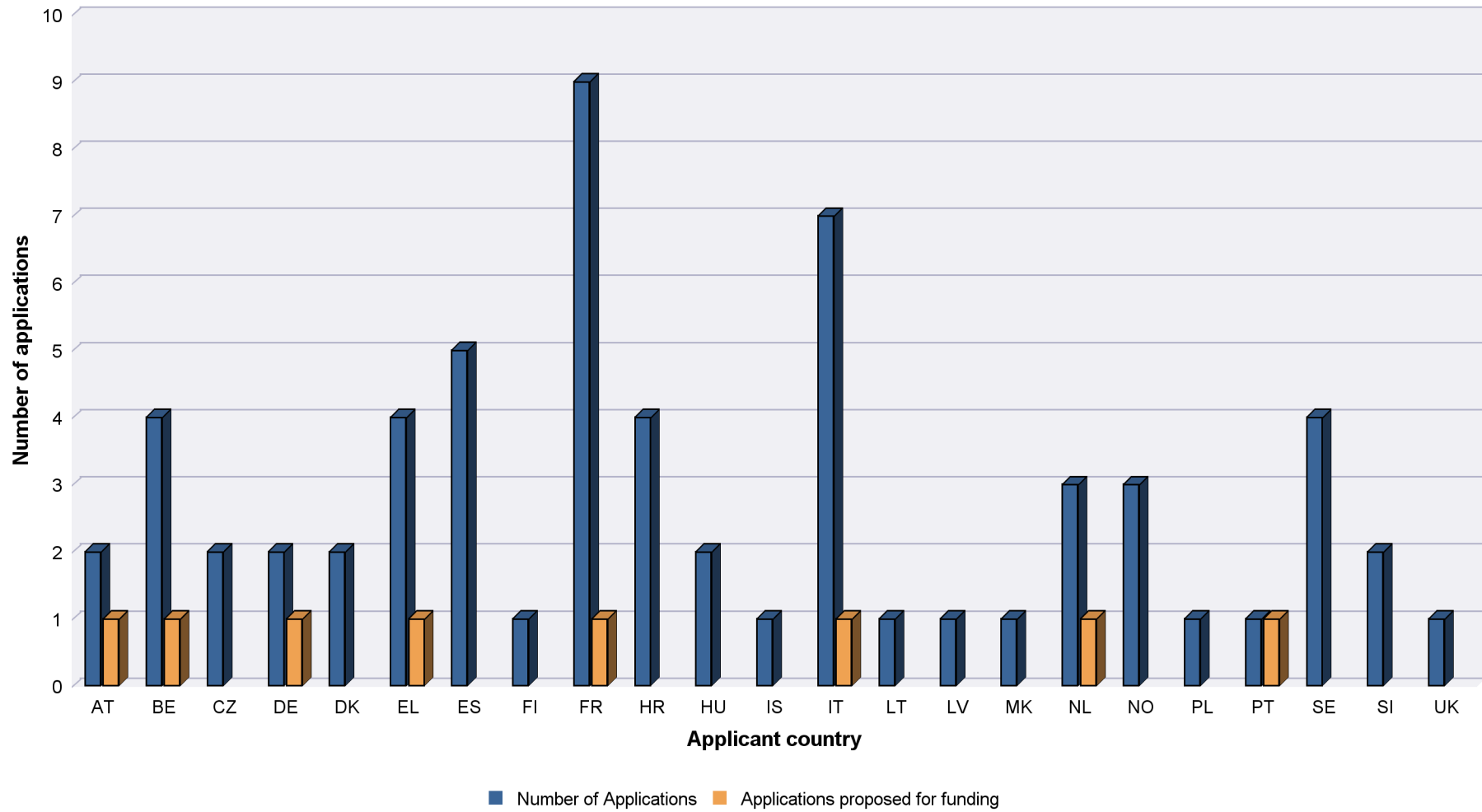
Bridging culture and audiovisual content through digital

Applications by country

| Action Code | Round of Selection | Applicant country | Country code | Applications received | Applications proposed for funding | Success rate |
|-------------|--------------------|-----------------------------|--------------|-----------------------|-----------------------------------|--------------|
| INNOVLAB | 1 | Austria | AT | 2 | 1 | 50.00% |
| INNOVLAB | 1 | Belgium | BE | 4 | 1 | 25.00% |
| INNOVLAB | 1 | Czech Republic | CZ | 2 | | |
| INNOVLAB | 1 | Germany | DE | 2 | 1 | 50.00% |
| INNOVLAB | 1 | Denmark | DK | 2 | | |
| INNOVLAB | 1 | Greece | EL | 4 | 1 | 25.00% |
| INNOVLAB | 1 | Spain | ES | 5 | | |
| INNOVLAB | 1 | Finland | FI | 1 | | |
| INNOVLAB | 1 | France | FR | 9 | 1 | 11.11% |
| INNOVLAB | 1 | Croatia | HR | 4 | | |
| INNOVLAB | 1 | Hungary | HU | 2 | | |
| INNOVLAB | 1 | Iceland | IS | 1 | | |
| INNOVLAB | 1 | Italy | IT | 7 | 1 | 14.29% |
| INNOVLAB | 1 | Lithuania | LT | 1 | | |
| INNOVLAB | 1 | Latvia | LV | 1 | | |
| INNOVLAB | 1 | Republic of North Macedonia | MK | 1 | | |
| INNOVLAB | 1 | Netherlands | NL | 3 | 1 | 33.33% |
| INNOVLAB | 1 | Norway | NO | 3 | | |
| INNOVLAB | 1 | Poland | PL | 1 | | |
| INNOVLAB | 1 | Portugal | PT | 1 | 1 | 100.00% |
| INNOVLAB | 1 | Sweden | SE | 4 | | |
| INNOVLAB | 1 | Slovenia | SI | 2 | | |
| INNOVLAB | 1 | United Kingdom | UK | 1 | | |
| | | | Sum: | 63 | 8 | 13% |

Call for proposals EACEA/06/2019
Bridging culture and audiovisual content through digital

Applications by country





2019 - - Demand by Country (project leader + partners) - Submitted/Selected projects

| Organisation country code | Organisation country name | Number of organisations involved in submitted projects | Total amount requested by organisations involved in submitted projects | Number of organisations involved in selected projects | Total amount granted to organisations involved in selected projects | Country organisation success rate |
|---------------------------|---------------------------|--|--|---|---|-----------------------------------|
| AT | Austria | 5 | 309.995,40 € | 3 | 140.515,40 € | 60,00% |
| BA | Bosnia and Herzegovina | 1 | 8.112,00 € | 1 | 8.112,00 € | 100,00% |
| BE | Belgium | 14 | 794.979,31 € | 5 | 188.421,00 € | 35,71% |
| BG | Bulgaria | 1 | 28.272,00 € | | | |
| CH | Switzerland | 1 | 50.825,00 € | | | |
| CY | Cyprus | 4 | 193.915,38 € | | | |
| CZ | Czech Republic | 5 | 344.250,00 € | | | |
| DE | Germany | 24 | 909.565,42 € | 5 | 245.616,80 € | 20,83% |
| DK | Denmark | 4 | 446.260,98 € | | | |
| EE | Estonia | 3 | 125.576,40 € | | | |
| ES | Spain | 18 | 1.048.949,86 € | 2 | 95.141,00 € | 11,11% |
| FI | Finland | 6 | 247.886,20 € | | | |
| FR | France | 38 | 2.035.639,36 € | 8 | 281.963,60 € | 21,05% |
| GE | Georgia | 1 | 0,00 € | | | |
| GR | Greece | 10 | 573.811,31 € | 1 | 57.131,00 € | 10,00% |
| HR | Croatia | 11 | 704.547,72 € | 1 | 62.673,60 € | 9,09% |
| HU | Hungary | 5 | 351.257,00 € | | | |
| IE | Ireland | 1 | 0,00 € | | | |
| IS | Iceland | 2 | 65.150,00 € | | | |

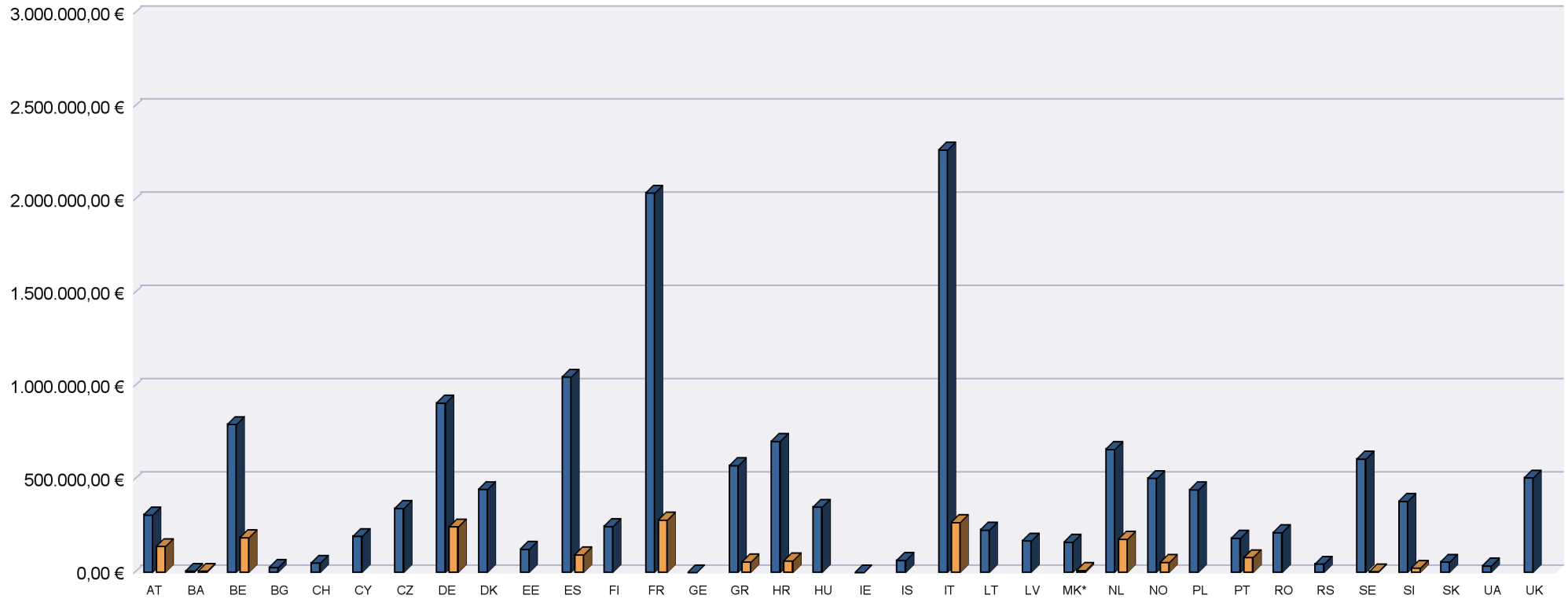


| Organisation country code | Organisation country name | Number of organisations involved in submitted projects | Total amount requested by organisations involved in submitted projects | Number of organisations involved in selected projects | Total amount granted to organisations involved in selected projects | Country organisation success rate |
|---------------------------|-----------------------------|--|--|---|---|-----------------------------------|
| IT | Italy | 29 | 2.266.718,89 € | 7 | 268.795,10 € | 24,14% |
| LT | Lithuania | 2 | 228.888,04 € | | | |
| LV | Latvia | 2 | 169.842,00 € | | | |
| MK* | Republic of North Macedonia | 4 | 163.822,13 € | 1 | 11.096,50 € | 25,00% |
| NL | Netherlands | 11 | 661.522,43 € | 2 | 179.164,40 € | 18,18% |
| NO | Norway | 9 | 505.145,75 € | 1 | 54.547,00 € | 11,11% |
| PL | Poland | 11 | 444.308,29 € | | | |
| PT | Portugal | 4 | 184.596,91 € | 1 | 80.664,00 € | 25,00% |
| RO | Romania | 6 | 215.255,16 € | | | |
| RS | Serbia | 3 | 45.566,50 € | | | |
| SE | Sweden | 10 | 609.021,93 € | 1 | 4.974,00 € | 10,00% |
| SI | Slovenia | 8 | 381.616,37 € | 1 | 24.039,60 € | 12,50% |
| SK | Slovakia | 3 | 56.484,00 € | | | |
| UA | Ukraine | 1 | 35.645,98 € | | | |
| UK | United Kingdom | 9 | 507.681,13 € | | | |
| | Sum : | 266 | 14.715.108,85 € | 40 | 1.702.855,00 € | 15,04% |

* Provisional code which does not prejudice in any way the definitive nomenclature for this country, which will be agreed following the conclusion of negotiations currently taking place under the auspices of the United Nations.



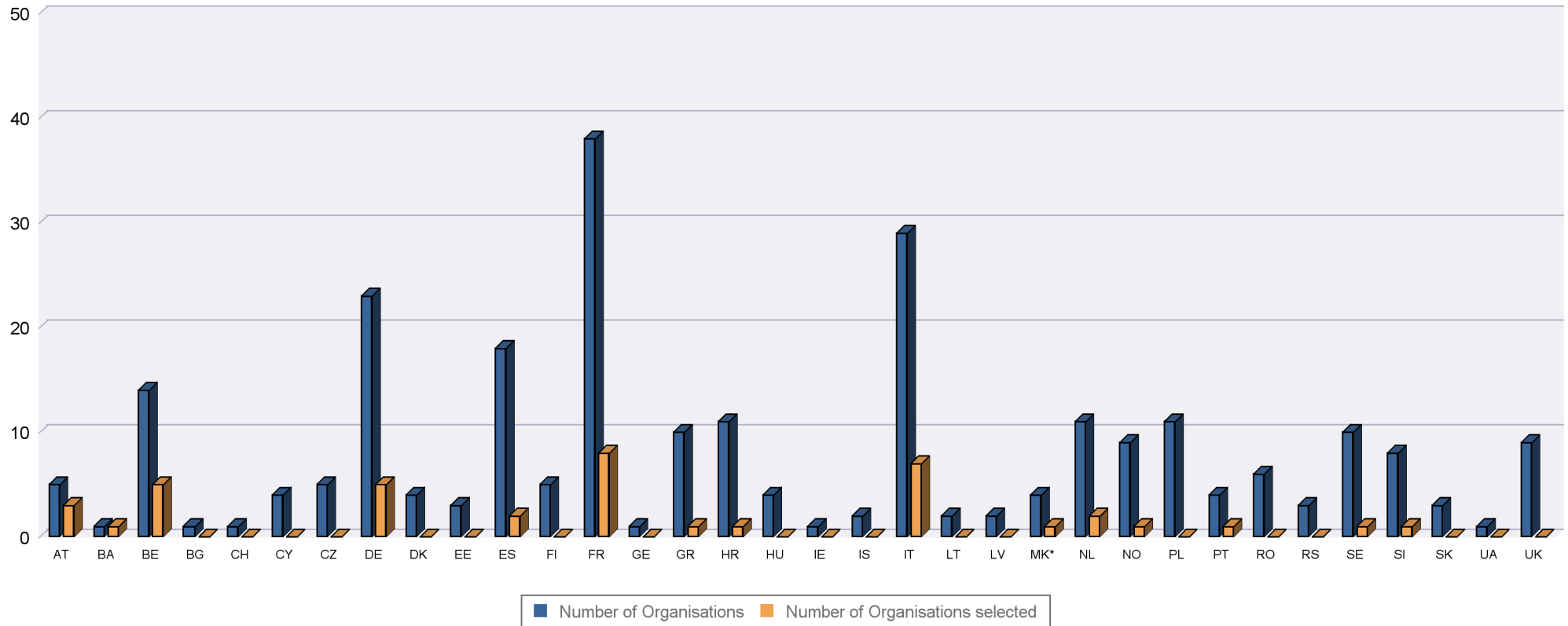
2019 - - Demand by Country (project leader + partners) - Submitted/Selected projects



* Provisional code which does not prejudice in any way the definitive nomenclature for this country, which will be agreed following the conclusion of negotiations currently taking place under the auspices of the United Nations.



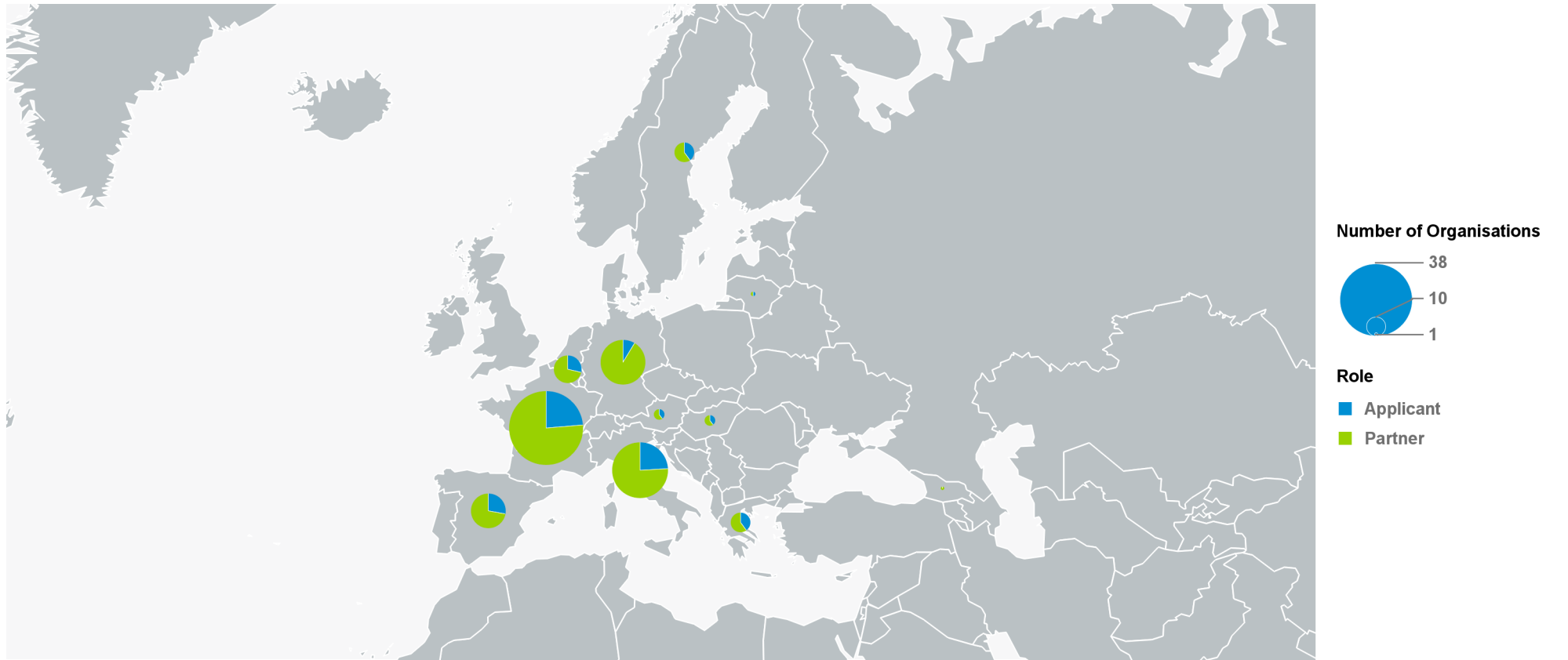
2019 - - Organisations by Country (project leader + partners) - Submitted/Selected projects



* Provisional code which does not prejudice in any way the definitive nomenclature for this country, which will be agreed following the conclusion of negotiations currently taking place under the auspices of the United Nations.



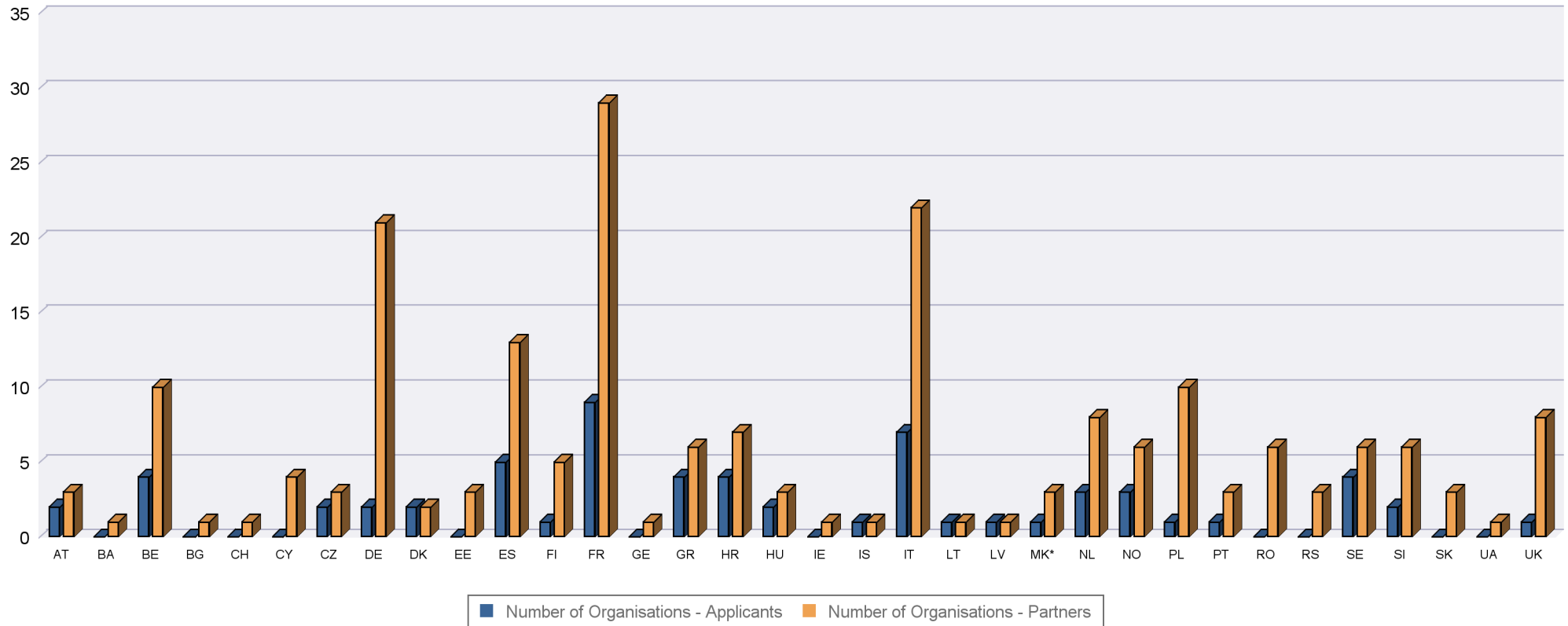
2019 - - Organisations by Country - Submitted Projects



* Provisional code which does not prejudice in any way the definitive nomenclature for this country, which will be agreed following the conclusion of negotiations currently taking place under the auspices of the United Nations.



2019 - - Organisations by Country (project leader + partners) - Submitted projects



* Provisional code which does not prejudice in any way the definitive nomenclature for this country, which will be agreed following the conclusion of negotiations currently taking place under the auspices of the United Nations.

Call for proposal EACEA/06/2019

Bridging culture and audiovisual content through digital (INNOVLAB)

Level of demand by country

| Action Code | Application round | Applicant country | Country code | Grant requested | Grant awarded | Success rate grant |
|-------------|-------------------|-----------------------------|--------------|----------------------|---------------------|--------------------|
| INNOVLAB | 1 | Austria | AT | 391,350.00 | 192,000 | 49% |
| INNOVLAB | 1 | Belgium | BE | 1,018,171.98 | 240,213 | 24% |
| INNOVLAB | 1 | Czech Republic | CZ | 408,650.00 | | |
| INNOVLAB | 1 | Germany | DE | 466,468.00 | 175,000 | 38% |
| INNOVLAB | 1 | Denmark | DK | 389,800.00 | | |
| INNOVLAB | 1 | Greece | EL | 741,597.50 | 213,986 | 29% |
| INNOVLAB | 1 | Spain | ES | 1,002,674.22 | | |
| INNOVLAB | 1 | Finland | FI | 214,347.60 | | |
| INNOVLAB | 1 | France | FR | 1,913,440.00 | 175,000 | 9% |
| INNOVLAB | 1 | Croatia | HR | 1,213,767.41 | | |
| INNOVLAB | 1 | Hungary | HU | 411,500.00 | | |
| INNOVLAB | 1 | Iceland | IS | 200,000.00 | | |
| INNOVLAB | 1 | Italy | IT | 2,274,444.01 | 204,000 | 9% |
| INNOVLAB | 1 | Lithuania | LT | 280,680.00 | | |
| INNOVLAB | 1 | Latvia | LV | 159,000.00 | | |
| INNOVLAB | 1 | Republic of North Macedonia | MK | 154,387.00 | | |
| INNOVLAB | 1 | Netherlands | NL | 830,344.09 | 258,550 | 31% |
| INNOVLAB | 1 | Norway | NO | 699,406.04 | | |
| INNOVLAB | 1 | Poland | PL | 189,780.00 | | |
| INNOVLAB | 1 | Portugal | PT | 244,106.44 | 244,106.44 | 100% |
| INNOVLAB | 1 | Sweden | SE | 840,369.00 | | |
| INNOVLAB | 1 | Slovenia | SI | 389,346.00 | | |
| INNOVLAB | 1 | United Kingdom | UK | 281,480.00 | | |
| | | | Sum: | 14,715,109.29 | 1,702,855.44 | 12% |

Call for proposal EACEA/06/2019

Bridging culture and audiovisual content through digital (INNOVLAB)

Level of demand by country

